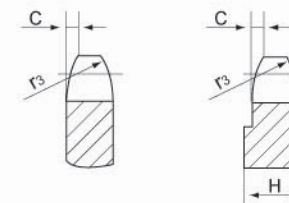
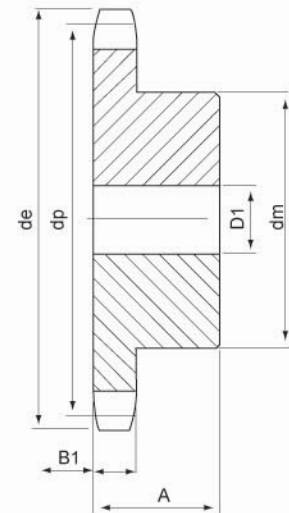


Z	d _e	d _p	SIMPLEX		
			d _m	D ₁	A
8	38.5	33.18	21	8	14
9	41.5	37.13	25	8	14
10	46.2	41.10	28	8	14
11	49.6	45.07	31	8	16
12	53.9	49.07	35	8	16
13	58.4	53.06	39	8	16
14	62.8	57.07	43	8	16
15	66.8	61.09	47	8	16
16	70.9	65.10	50	10	18
17	74.9	69.11	50	10	18
18	78.9	73.14	50	10	18
19	82.9	77.16	50	10	18
20	86.9	81.19	50	10	18
21	91.0	85.22	60	12	20
22	95.0	89.24	60	12	20
23	99.0	93.27	60	12	20
24	103.0	97.29	60	12	20
25	107.1	101.33	60	12	20
26	111.2	105.36	70	16	20
27	115.4	109.40	70	16	20
28	119.4	113.42	70	16	20
29	123.4	117.46	70	16	20
30	127.5	121.50	70	16	20
31	131.5	125.54	70	16	20
32	135.5	129.56	70	16	20
33	139.6	133.60	70	16	20
34	143.6	137.64	70	16	20
35	147.6	141.68	70	16	20
36	151.7	145.72	70	16	25
37	155.7	149.76	70	16	25
38	159.8	153.80	70	16	25
39	163.8	157.83	70	16	25
40	167.8	161.87	70	16	25
41	171.4	165.91	78	16	32
42	175.4	169.95	78	16	32
43	179.5	173.99	78	16	32
44	183.5	178.03	78	16	32
45	187.5	182.07	78	16	32
46	191.6	186.10	78	16	32
47	195.6	190.14	78	16	32
48	199.7	194.18	78	16	32
49	203.7	198.22	*78	16	32
50	207.8	202.26	*78	16	32
51	211.8	206.30	*78	16	32
52	215.9	210.34	*78	16	32
53	219.9	214.37	*78	16	32
54	224.0	218.43	*78	16	32
55	228.0	222.46	*78	16	32
56	232.1	226.50	*78	16	32
57	236.1	230.54	*78	16	32
58	240.2	234.58	*78	16	32
59	244.2	238.62	*78	16	32
60	248.2	242.66	*78	16	32
62	256.7	250.75	*78	16	32
64	264.8	258.82	*78	16	32
65	268.8	262.86	*78	16	32
66	272.9	266.90	*78	16	32
68	280.9	274.99	*78	16	32
70	289.0	283.07	*78	16	32
72	297.1	291.16	*78	16	32
76	313.3	307.33	*78	16	32
78	321.4	315.40	*78	16	32
80	329.4	323.48	*78	16	32
85	349.7	343.70	*80	16	32
90	369.9	363.90	*80	16	32
95	390.1	384.10	*80	16	32
100	410.3	404.31	*80	16	32
110	450.7	444.74	*80	16	32
114	466.9	460.90	*80	16	32
120	491.2	485.16	*80	16	32
125	511.4	505.37	*80	16	32

083B-1/084B-1

SPROCKETS 1/2" x 3/16"

For chain Acc.to DIN 8187
ISO/R606



SPROCKETS mm

Tooth radius r ₃	13
Radius width C	1.3
Tooth width B ₁	4.5

CHAIN mm

Pitch	12.7
Internal width	4.88
Roller Φ	7.75

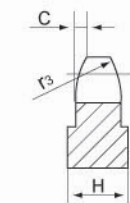
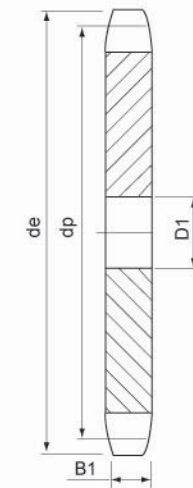
Material: C 45
*Weld on hub

Z	d _e	d _p	S		
			D ₁		
8	38.5	33.18	8		
9	41.5	37.13	8		
10	46.2	41.10	8		
11	49.6	45.07	8		
12	53.9	49.07	8		
13	58.4	53.06	8		
14	62.8	57.07	8		
15	66.8	61.09	8		
16	70.9	65.10	8		
17	74.9	69.11	8		
18	78.9	73.14	8		
19	82.9	77.16	8		
20	86.9	81.19	8		
21	91.0	85.22	8		
22	95.0	89.24	10		
23	99.0	93.27	10		
24	103.0	97.29	10		
25	107.1	101.33	10		
26	111.2	105.36	12		
27	115.4	109.40	12		
28	119.4	113.42	12		
29	123.4	117.46	12		
30	127.5	121.50	12		
31	131.5	125.54	12		
32	135.5	129.56	12		
33	139.6	133.60	12		
34	143.6	137.64	12		
35	147.6	141.68	12		
36	151.7	145.72	16		
37	155.7	149.76	16		
38	159.8	153.80	16		
39	163.8	157.83	16		
40	167.8	161.87	16		
41	171.4	165.91	16		
42	175.4	169.95	16		
43	179.5	173.99	16		
44	183.5	178.03	16		
45	187.5	182.07	16		
46	191.6	186.10	20		
47	195.6	190.14	20		
48	199.7	194.18	20		
49	203.7	198.22	20		
50	207.8	202.26	20		
51	211.8	206.30	20		
52	215.9	210.34	20		
53	219.9	214.37	20		
54	224.0	218.43	20		
55	228.0	222.46	20		
56	232.1	226.50	20		
57	236.1	230.54	20		
58	240.2	234.58	20		
59	244.2	238.62	20		
60	248.2	242.66	20		
62	256.7	250.75	20		
64	264.8	258.82	20		
65	268.8	262.86	20		
66	272.9	266.90	25		
68	280.9	274.99	25		
70	289.0	283.07	25		
72	297.1	291.16	25		
76	313.3	307.33	25		
78	321.4	315.40	25		
80	329.4	323.48	25		
85	349.7	343.70	25		
90	369.9	363.90	25		
95	390.1	384.10	25		
100	410.3	404.31	25		
110	450.7	444.74	25		
114	466.9	460.90	25		
120	491.2	485.16	25		
125	511.4	505.37	25		

083A-1/084A-1

PLATEWHEELS 1/2" x 3/16"

For chain Acc.to DIN 8187
ISO/R606



PLATEWHEELS mm

Tooth radius r ₃	13
Radius width C	1.3
Tooth width B ₁	4.5

CHAIN mm

Pitch	12.7
Internal width	4.88
Roller Φ	7.75

H=6mm, From Z=90 the width
of the plate is increased